

Essential Move 5000.

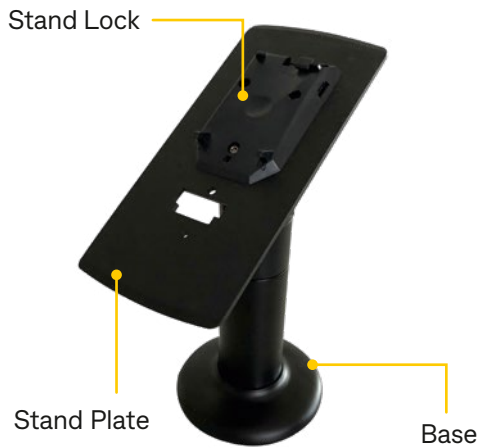
Stand Specifications



| | |
|------------------------------|---|
| Terminal dimension | 169L x 78W x 57H mm (with in-built printer) |
| Base dimension | Diameter 100mm |
| Stand plate dimension | 172L x 80W x 229H mm |

Secure the terminal base to the stand


Stand with locking plate



Stand Lock

Insert key into the left side to unlock.

Insert key into the right side to lock.



Key for the Stand Lock

Place terminal base on to the stand and insert the key into the right side of the stand lock to secure the terminal base to the stand.




To release the terminal base from the stand, insert the key into the left side of the stand lock.



Secure the terminal to the terminal base

Top view of terminal base on stand



Key for the Stand Lock (please note, you will be provided with one key only which is to be used for the Stand Lock, and Terminal Base Lock).



Place the terminal on to the terminal base and insert the key into the right side of the terminal base lock to secure the terminal to the base.

To release the terminal from the base, insert the key into the left side of the terminal base lock.



Back and bottom view of the terminal stand



Move5000 stand has an alternative cable management option to feed the cables through the base and stand. Please note, countertop installation is the merchant's responsibility.



A 3M adhesive is provided to secure the base of the stand to the counter top